

Touchmark at The Ranch

SAMPLE OF PHOTO NOTES

Friday, 20 March 2026

Sample Photo Notes For The Management Of Touchmark At The Ranch

14 Issues Identified



Issue 1

Remove the weeds along the curb line and asphalt as well as the base of the tree. This is located in the planter by the clubhouse.



Issue 2

Parking lot plants are by the clubhouse. We would recommend transplanting the shrub as it is outgrown its useful space but is still viable.




Issue 3

Remove the less dominant shrub where there is an occurrence of two shrubs growing together to provide a clean uniform look.



Issue 4

When there is a gap between color rotations, make sure that the color beds are uniformly graded, weed free and the irrigation drip tubes are stored in a more organized manner.



Issue 5

Provide a proposal to add decompose granite to cover up the exposed fabric.




Issue 6

Remove the lower spent fronds as seen throughout the property.



Issue 7

This is another example of where shrubs are growing together. Remove and transplant the one in the middle.




Issue 8

Remove the ornamental grass and let the Rosemary be the dominant shrub.



Issue 9

When there is no color in this location, make sure it is weed free as this is a high profile location.



Issue 10

Removal of any plant material that is dead in a container. Do not leave it stashed behind a wall.



Issue 11

Make sure to keep the shrubs well maintained away from valve boxes and ornamental rocks.




Issue 12

As part of a 5-year plan identify situations where plant material is in the wrong place before it grows up and has to be eliminated. These trees are planted too close to the building and will need to be removed.



Issue 13

This is a situation where newly planted trees will outgrow their space within a few years. Identify these issues and find new homes for these trees as they can be easily transplanted at this stage of their life.



Issue 14

Prior to the removal and or replacement of any dead shrub determine the cause of death. This is more than most likely a plugged emitter which should be recognized during irrigation checks.