


Country Club Townhome Properties

SAMPLE PHOTO NOTES

Friday, 20 March 2026


Prepared For Prepared For The Homeowners Association Board Of Directors

11 Issues Identified



Issue 1

This is an example of where the shrub has been allowed to overgrow the space where it was planted. These kind of items would it be identified in a 5-year plan to allow for budgeting for removal and replacement.




Issue 2

This is an example of where the Cottoneaster shrub is in poor condition and should be removed.




Note for the crew leader

Make sure all shrubs have a 1-ft clearance from the building. This will help keep rodents and insects from getting into the building.



Issue 4

This is a great example of how to treat very old junipers. By cutting the undergrowth it makes it look arbor tree-like. It also allows for proper air flow and the ability to maintain leaf litter from underneath the shrubs.



Crew Note

Please do a better job of weed control. Also prepare proposal for an additional quarter ton of rock to cover up the open areas.



Crew Note

Make sure to regularly clean the ends of the swales and drain inlet boxes for accumulative leaf litter.



Issue 7

Treat for gophers along the golf course where they are in the HOA area and also define the brick border all along the property edge bordering the golf course.



Crew Note

Make sure to keep separation between the different plant material.



Issue 9

Identify the root cause of why these two trees have died before removing them and make recommendations to the board of directors. Also, this area is in desperate need of weed control and additional ground cover rock.



Issue 10

This is another example of where the shrubs need to be trimmed back one foot off of the building.



Issue 11

This is an example of a shrub that is suffering and probably past its useful lifespan.
